

# SKF Vibracon

– heavy duty chock



For applications where the combination of space versus strength becomes critical, SKF developed a special heavy duty chock. In addition to a higher load capability, also the adjustment range has been extended. This makes the SKF Vibracon – heavy duty, the ultimate adjustable chock solution for industrial applications. Common applications are, for example; compressors, pumps, steam and gas turbines.

## Features

### SKF Vibracon – heavy duty

- Increased maximum load
- Extended height adjustment range
- Standard surface treatment for corrosion protection
- Increased stiffness

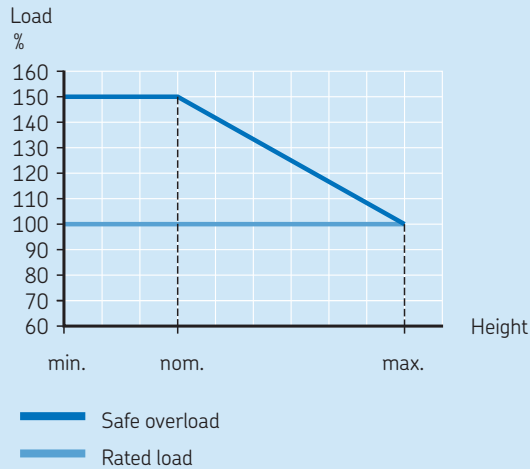
## General features

### SKF Vibracon

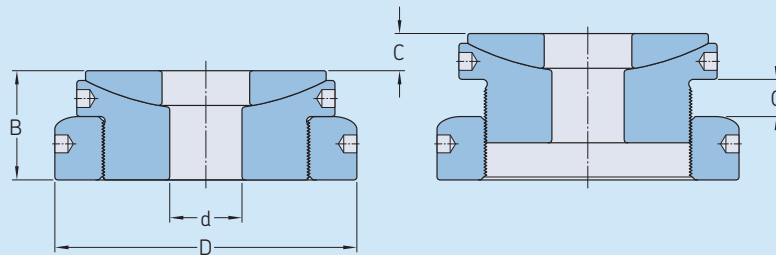

- Helps prevent soft foot
- Large adjustment range
- Significant self-leveling capacity
- Easy to install



### SKF Vibracon heavy duty



### SKF Vibracon chocks



Vibracon type	Max. Bolt size	Max. Bolt size	Machine Load	Min. Height (B)	Min. Height (B)	Nominal Height	Nominal Height	Max. Height (B+C)	Max. Height (B+C)	Rated Load <sup>1)</sup>	Safe Overload <sup>1)</sup>	Bolt Hole (d)	Bolt Hole (d)	Diameter (D)	Diameter (D)	Key Holes	Key Holes
Carbon Steel Din 1.1191	Metric	in.	kN	mm	in.	mm	in.	mm	in.	kN	%	mm	in.	mm	in.	mm	in.
SM12HD TR	M16	5/8	20	35	1.38	41	1.61	49	1.93	90	150%	18	0.71	80	3.15	6	0.24
SM16HD TR	M20	3/4	30	40	1.57	47	1.85	57	2.24	140	150%	22	0.87	100	3.94	6	0.24
SM20HD TR	M24	1	45	40	1.77	52	2.05	62	2.44	200	150%	27	1.06	120	4.72	8	0.31

<sup>1)</sup> Safety factor included

Please contact [vibracon@skf.com](mailto:vibracon@skf.com) / [vibracon.usa@skf.com](mailto:vibracon.usa@skf.com)  
for more information

© SKF and Vibracon are registered trademarks of the SKF Group.

© SKF Group 2014

The contents of this publication are the copyright of the publisher and may not be reproduced (even extracts) unless prior written permission is granted. Every care has been taken to ensure the accuracy of the information contained in this publication but no liability can be accepted for any loss or damage whether direct, indirect or consequential arising out of the use of the information contained herein.

PUB 43/P2 15173 EN · November 2014

Certain image(s) used under license from Shutterstock.com

